



MANUAL

Thank you for choosing the HAMMAH vaporizer!

Before using the device for the first time, please read and follow the instructions below carefully. Please do not use the HAMMAH Vaporizer unless you fully understand the instructions below.

If any questions remain after reading the instructions for use, please contact your specialist dealer.

Please note that the manufacturer and importer accept no responsibility for any damage resulting from failure to observe the following instructions.

We recommend that you keep these operating instructions in a safe place so that you can access them at any time later.

We hope you enjoy the quality and performance of your new HAMMAH vaporizer.

GENERAL SAFETY INSTRUCTIONS

You must be at least 18 years of age to purchase or use the HAMMAH Vaporizer. This device must not be used by children or adolescents and must be kept away from them. Also, make sure that children do not come into contact with the packaging elements of the device, as they may pose a potential hazard. Pregnant or lactating women, as well as persons with life-threatening medical conditions, chronic respiratory diseases, or known allergies should never use the device without first consulting a physician.

THIS DEVICE DOES NOT CONTAIN TOBACCO OR CONCENTRATE MATERIALS.

The HAMMAH Vaporizer is intended for dry herb inhalation only. Any other use is not permitted. Specifically, the HAMMAH Vaporizer is not intended to be used to inhale tobacco or other substances containing nicotine.

The HAMMAH Vaporizer must also not be used to inhale illegal substances. With regard to the herbs you wish to inhale, please always check the current legislation before use. If you use the HAMMAH Vaporizer to inhale illegal substances, you may be subject to heavy fines or imprisonment. To ensure that you are consuming legal herbs, we recommend that you only purchase them from pharmacies.

The HAMMAH Vaporizer is not intended for the administration of medical substances of any kind. The HAMMAH Vaporizer is not a medical device and is not intended to diagnose, cure, treat, or prevent any disease or other physical condition intended. If you have any health problems, consult your physician before use.

Always refer servicing and repair of the HAMMAH Vaporizer to qualified service personnel. Do not continue to use the device if it is damaged. Never drop the device, as its electronics may be damaged by the impact. If you do accidentally drop the device, have it checked for proper operation by qualified personnel. Always place the device at ground level to prevent it from tipping over and becoming damaged.

Keep the device away from water and moisture: you could get an electric shock or damage the device or the battery.

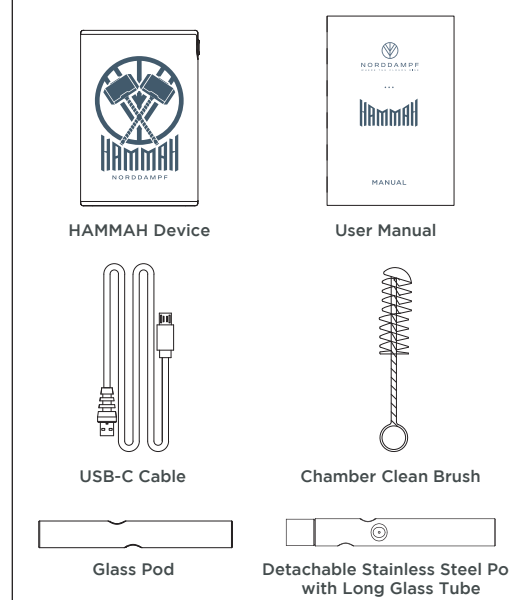
Do not use accessories that have not been approved for use with the HAMMAH Vaporizer by the manufacturer. You could damage the device by using third-party accessories.

Never leave the device unattended while charging, during use or while cooling down. Make sure that the ventilation slots or air outlet are never covered or blocked.

OVERVIEW



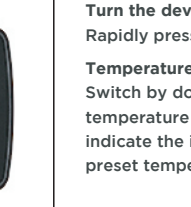
ACCESSORIES



SPECIFICATION

Temperature Display
HAMMAH features 5 precision temperature settings, from 180 °C to 220 °C. It's 10 °C difference for each grade, from low to high. Double click the function button to change temperature.

- 180°C
- 190°C
- 200°C
- 210°C
- 220°C



SPEC:

Size	90*46.8*23.3mm
Battery Capacity	1600 mAh
Charging Voltage/Current	5V/1.0 A
Turn On/Off	Press power button 5 times consecutively
Session Time	3-4.5 minutes
Temperature Range	5 Settings, 180°C-220°C
Charging Time	<2 Hours

WARNING: Always store HAMMAH in a dry place to protect the battery against the effects of weather.

USER TIPS

Turn the device on/off:
Rapidly press power button 5 times on/off

Temperature setting:
Switch by double click power button until preferred temperature color LED indicator light up. The device will indicate the instant temperature before reached preset temperature.

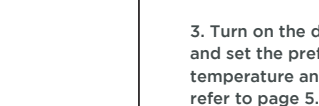
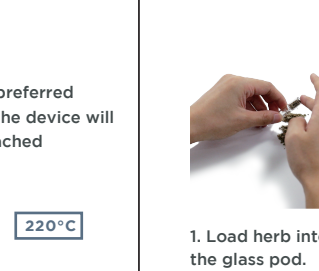


Quick battery check:
Briefly press the power button when device is off, the battery indicator will show remain battery level.



Set Session Timer:
While the device is on, press and hold power button for 1.5 seconds to set the session timer.

HOW TO USE



HOW TO CHARGE

Fully charge your HAMMAH before use. Please use the provided USB-C cable to charge your device.

Battery capacity: 1600mAh, regular USB-C charging, 5V/1.0A suggested.

Initially charge the HAMMAH for 2 hours. When the battery is low, the battery frame symbol will blink, and the device will automatically shut off. Do not use HAMMAH while charging.



LIMITED WARRANTY

The product is covered by a warranty for 12 months from the production date, aimed at addressing defects related to manufacturing, workmanship, and materials. Designed exclusively for dry herb use, employing the HAMMAH with illegal substances will invalidate the warranty.

This warranty is limited to the electronic base of the product and does not extend to the mouthpiece or any other detachable components.

Exclusions from this warranty include damage from accidents, abuse, misuse, natural disasters, user error, or any operation outside the described intended use in the manual. Moreover, any tampering with the device, including but not limited to modifications that change its functionality or appearance, is considered usage beyond the intended purpose and will also void the warranty.

WARNING:

Always store HAMMAH Vaporizer in a dry place to protect the battery against the effects of weather.

KEEP OUT OF REACH OF CHILDREN AND/OR UNQUALIFIED PERSONS.

